DATASHEET

FILM CAPACITORS – AC motor capacitor

PART NO.: C65AS1755J2500D3304

YUHUA ELECTRICAL

CBB65 Series, 440VAC, 7.5µF, ±5% , -25℃~70℃ , Radial, D40*H55mm

Date: 9/18/2026

Version: 2.0

AUTHORIZED DISTRIBUTOR

NextGen Components, Inc.

USA Office and Warehouse Location: 9 Orchard Road, Suit 106, Lake Forest, CA 92630, USA

RFQ/Order Support: sales@NextGenComponent.com

Note: This page was created by NextGen Components, Inc. (“NextGen”). The attached last document was created by the part manufacturer, not NextGen, and is provided strictly 'as is.’ NextGen, its subsidiaries, affiliates, employees, and agents make no representations or warranties regarding the attached last document and disclaim any liability for the consequences of relying on the information therein. All referenced brands, product names, service names, and trademarks are the property of their respective owners.

■ PART NUMBER GUIDE

The 19 digits part number is formed as follow:

C	6	5	A	S	1	7	5	5	J	2	5	0	0	D	3	3	0	4

- Series Code: C65A Type
- Rated Voltage: S1=440 Vdc
- Rated Capacitance: 75×10^5 pF = 7.5 µF
- Capacitance Tolerance: G: ±2% H: ±3% J: ±5% K: ±10% M: ±20%
- Dimension Code: 25= D40*H55mm
- Mounting Type: 0: Flat Bottom
- Internal Identification Code 0 to 9
- Terminal type: D33= 6.3mm*0.8mm .250# (2+2)
- Packing Quantity Code: 04: 50pcs

■ PRODUCT PICTURE

■ TYPICAL APPLICATION

1. Applicable to startup and operating of the compressor of air-conditioning and refrigerator.

■ FEATURES

1. Low loss, high insulation resistance;
2. Excellent self-healing and high stability;
3. Small volume and withstand high voltage;
4. Built-in explosion-proof device, reliable safety performance.

■ OUTLINE DRAWING

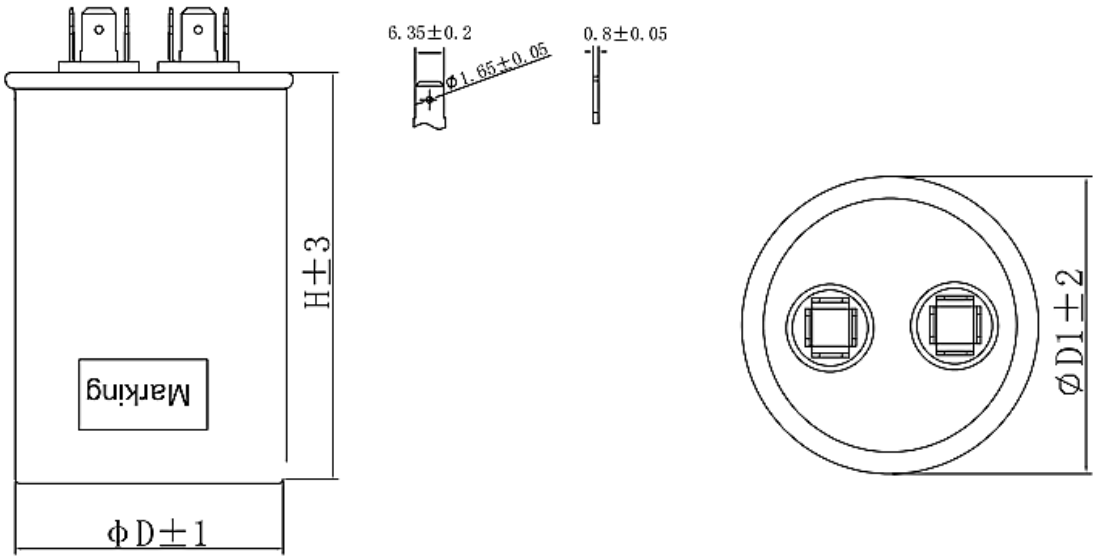

The example of Marking:

A:

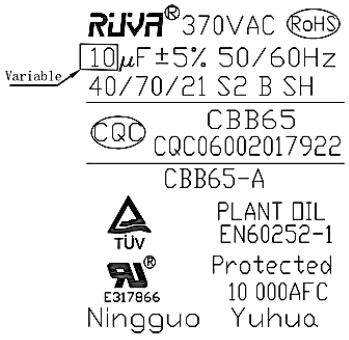

B:

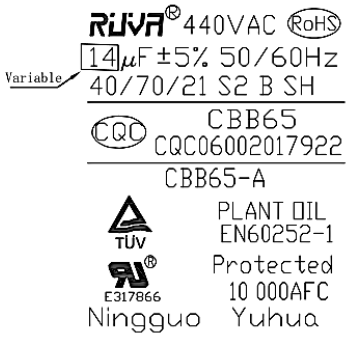

■ TECHNICAL REQUIREMENTS

Material code	Rated voltage	Nominal capacitance	Size (D×H)	ϕD1	Marking
C65AR6106J2600D3304	370V	10 μF	40×60	43	A
C65AR617EJ3800D3304		17.5 μF	40×65	43	
C65AS1505JA500D3304	440V	5 μF	40×50	43	B
C65AS1755J2500D3304		7.5 μF	40×55	43	
C65AS1146J3800D3404		14 μF	45×65	48	
C65AR617EJ3800D3404		17.5 μF	45×70	48	

1. The capacity of allowable deviation: ±5%;
2. Test voltage: Between two electrodes: Two times of rated voltage, 4S; Between electrode and shells: 3000V~, 2S;
3. Insulation resistance: Between pole-shell≥2000MΩ;
4. Dissipation factor: tgδ≤0.0020 (100Hz);
5. Terminals: 250# (2+2);
6. Using a sticky label about the identification of CQC, TUV, UL, climate type and etc according to the certification marks;