DATASHEET

FILM CAPACITORS – AC motor capacitor

PART NO.: C65AR6406J5200D5404

YUHUA ELECTRICAL

CBB65 Series, 370VAC, 40µF, ±5% , -25℃~70℃ , Radial, D50*H90mm

Date: 9/18/2026

Version: 2.0

AUTHORIZED DISTRIBUTOR

NextGen Components, Inc.

USA Office and Warehouse Location: 9 Orchard Road, Suit 106, Lake Forest, CA 92630, USA

RFQ/Order Support: sales@NextGenComponent.com

Note: This page was created by NextGen Components, Inc. (“NextGen”). The attached last document was created by the part manufacturer, not NextGen, and is provided strictly 'as is.’ NextGen, its subsidiaries, affiliates, employees, and agents make no representations or warranties regarding the attached last document and disclaim any liability for the consequences of relying on the information therein. All referenced brands, product names, service names, and trademarks are the property of their respective owners.

■ PART NUMBER GUIDE

The 19 digits part number is formed as follow:

Rated Voltage
R6=370 Vdc

Rated Capacitance
40×10^6 pF = 40 µF

Dimension Code
52= D50*H90mm

Terminal type
D54= 6.3mm*0.8mm
.250# (4+4)

C	6	5	A	R	6	4	0	6	J	5	2	0	0	D	5	4	0	4

Series Code
C65A Type

Capacitance Tolerance
G: ±2% H: ±3%
J: ±5% K: ±10%
M: ±20%

Mounting Type
0: Flat Bottom

Internal Identification Code 0 to 9

Packing Quantity Code
04: 50pcs

■ PRODUCT PICTURE

■ TYPICAL APPLICATION

1. Applicable to startup and operating of the compressor of air-conditioning and refrigerator.

■ FEATURES

1. Low loss, high insulation resistance;
2. Excellent self-healing and high stability;
3. Small volume and withstand high voltage;
4. Built-in explosion-proof device, reliable safety performance.

■ OUTLINE DRAWING

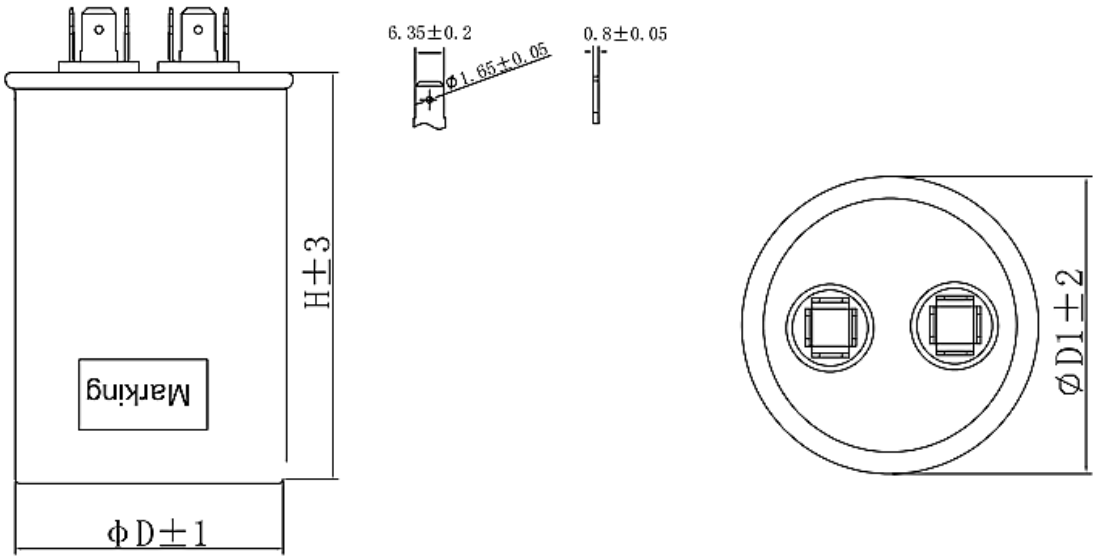

The example of Marking:

A:

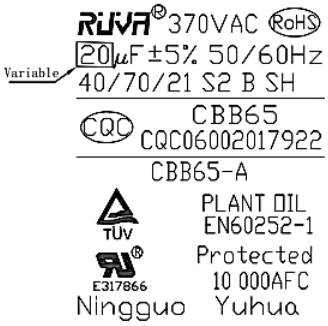

B:

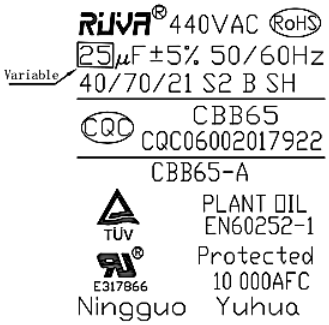

■ TECHNICAL REQUIREMENTS

Material code	Rated voltage	Nominal capacitance	Size (D×H)	ϕD1	Marking
C65AS1256J4200D5404	440V	25 μF	45×85	48	B
C65AS1306J5000D5404		30 μF	50×80	53	
C65AS1356J5200D5404		35 μF	50×90	53	
C65AS1406J5300D5404		40 μF	50×95	53	
C65AR6206J4000D5404	370V	20 μF	45×70	48	A
C65AR6256J4100D5404		25 μF	45×80	48	
C65AR6306J4900D5404		30 μF	50×75	53	
C65AR6356J5100D5404		35 μF	50×85	53	
C65AR6406J5200D5404		40 μF	50×90	53	
C65AR6456JB100D5404		45 μF	55×85	58	
C65AR6506JB300D5404		50 μF	55×90	58	

1. The capacity of allowable deviation: ±5%;
2. Test voltage: Between two electrodes: Two times of rated voltage, 4S; Between electrode and shells: 3000V~, 2S;
3. Insulation resistance: Between pole-shell≥2000MΩ;
4. Dissipation factor: tgδ≤0.0020 (100Hz);
5. Terminals: 250# (4+4);
6. Using a sticky label about the identification of CQC, TUV, UL, climate type and etc according to the certification marks;