**DATASHEET**

# FILM CAPACITORS – AC motor capacitor

## PART NO.: C65AR6306J4900D5404

YUHUA ELECTRICAL

CBB65 Series, 370VAC, 30µF, ±5% , -25℃~70℃ , Radial, D50*H75mm

Date: 9/18/2026

Version: 2.0

AUTHORIZED DISTRIBUTOR

NextGen Components, Inc.

USA Office and Warehouse Location: 9 Orchard Road, Suit 106, Lake Forest, CA 92630, USA

RFQ/Order Support: sales@NextGenComponent.com

Note: This page was created by NextGen Components, Inc. (“NextGen”). The attached last document was created by the part manufacturer, not NextGen, and is provided strictly 'as is.’ NextGen, its subsidiaries, affiliates, employees, and agents make no representations or warranties regarding the attached last document and disclaim any liability for the consequences of relying on the information therein. All referenced brands, product names, service names, and trademarks are the property of their respective owners.

## ■ PART NUMBER GUIDE

The 19 digits part number is formed as follow:

| Rated Voltage | Rated Capacitance | Dimension Code | Terminal type |
|---|---|---|---|
| R6=370 Vdc | 30×10$^6$ pF = 30 μF | 49= D50*H75mm | D54= 6.3mm*0.8mm .250# (4+4) |

| C | 6 | 5 | A | R | 6 | 3 | 0 | 6 | J | 4 | 9 | 0 | 0 | D | 5 | 4 | 0 | 4 |
|---|---|---|---|---|---|---|---|---|---|---|---|---|---|---|---|---|---|---|

Series Code
C65A Type

Capacitance Tolerance
G: ±2% H: ±3%
J: ±5% K: ±10%
M: ±20%

Mounting Type
0: Flat Bottom

Internal Identification Code 0 to 9

Packing Quantity Code
04: 50pcs

## ■ PRODUCT PICTURE

## ■ TYPICAL APPLICATION

1. Applicable to startup and operating of the compressor of air-conditioning and refrigerator.

## ■ FEATURES

1. Low loss, high insulation resistance;
2. Excellent self-healing and high stability;
3. Small volume and withstand high voltage;
4. Built-in explosion-proof device, reliable safety performance.

## ■ OUTLINE DRAWING

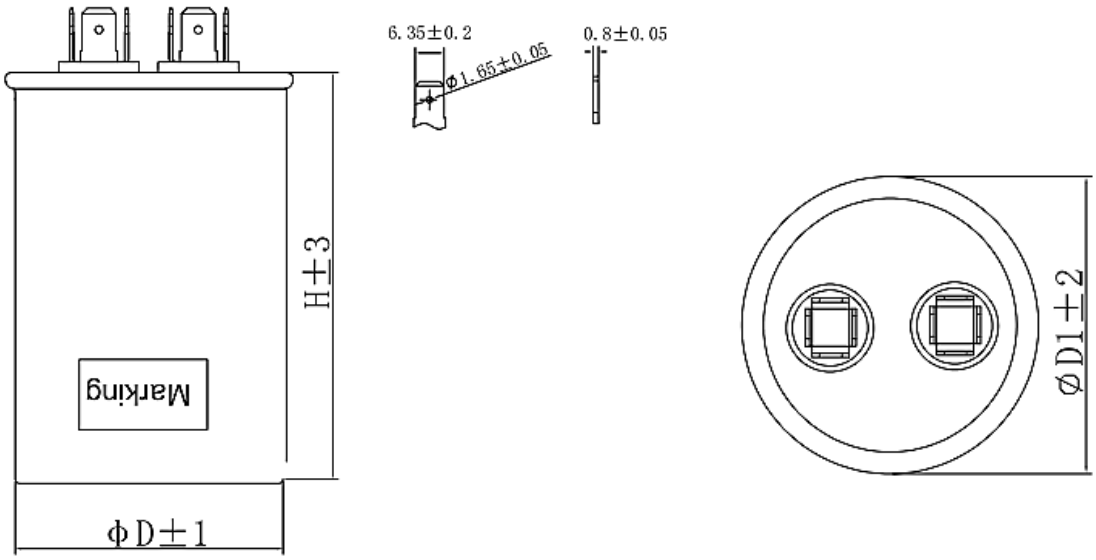


The example of Marking:

A:

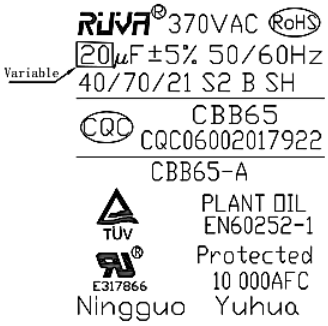


B:

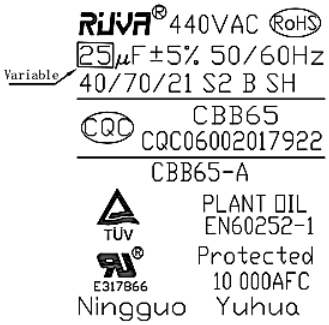

## ■ TECHNICAL REQUIREMENTS

| Material code | Rated voltage | Nominal capacitance | Size (D×H) | ϕD1 | Marking |
|---|---|---|---|---|---|
| C65AS1256J4200D5404 | 440V | 25 μF | 45×85 | 48 | B |
| C65AS1306J5000D5404 | | 30 μF | 50×80 | 53 | |
| C65AS1356J5200D5404 | | 35 μF | 50×90 | 53 | |
| C65AS1406J5300D5404 | | 40 μF | 50×95 | 53 | |
| C65AR6206J4000D5404 | 370V | 20 μF | 45×70 | 48 | A |
| C65AR6256J4100D5404 | | 25 μF | 45×80 | 48 | |
| C65AR6306J4900D5404 | | 30 μF | 50×75 | 53 | |
| C65AR6356J5100D5404 | | 35 μF | 50×85 | 53 | |
| C65AR6406J5200D5404 | | 40 μF | 50×90 | 53 | |
| C65AR6456JB100D5404 | | 45 μF | 55×85 | 58 | |
| C65AR6506JB300D5404 | | 50 μF | 55×90 | 58 | |

1. The capacity of allowable deviation: ±5%;
2. Test voltage: Between two electrodes: Two times of rated voltage, 4S; Between electrode and shells: 3000V~, 2S;
3. Insulation resistance: Between pole-shell≥2000MΩ;
4. Dissipation factor: tgδ≤0.0020 (100Hz);
5. Terminals: 250# (4+4);
6. Using a sticky label about the identification of CQC, TUV, UL, climate type and etc according to the certification marks;