DATASHEET

FILM CAPACITORS – DC Link Capacitor

PART NO.: YHA1121197K002HW

YUHUA ELECTRICAL

YHA Series, 1100VAC, 1190µF, ±10 %, -40℃~85℃ , Radial, D86*H335mm, NUT

Date: 08/24/2026

Version: 2.0

AUTHORIZED DISTRIBUTOR

NextGen Components, Inc.

USA Office and Warehouse Location: 9 Orchard Road, Suit 106, Lake Forest, CA 92630, USA

RFQ/Order Support: sales@NextGenComponent.com

Note: This page was created by NextGen Components, Inc. (“NextGen”). The attached last document was created by the part manufacturer, not NextGen, and is provided strictly 'as is.’ NextGen, its subsidiaries, affiliates, employees, and agents make no representations or warranties regarding the attached last document and disclaim any liability for the consequences of relying on the information therein. All referenced brands, product names, service names, and trademarks are the property of their respective owners.

■ PART NUMBER GUIDE

The 14 digits part number is formed as follow:

Series Code
YHA type

Rated Capacitance
119×10^7 pF = 1190 μF

Internal Distinguishing Code
*** to 999 for different design

Y	H	A	1	1	2	1	1	9	7	K	0	0	2	H	W

Rated Voltage
11×10^2=1100 Vdc

Capacitance Tolerance
J: ±5 % or 0 %～+5 %
K: ±10 % or -5 %～+10 %

Foreign trade identification

■ PRODUCT PICTURE

■ Outline Drawing

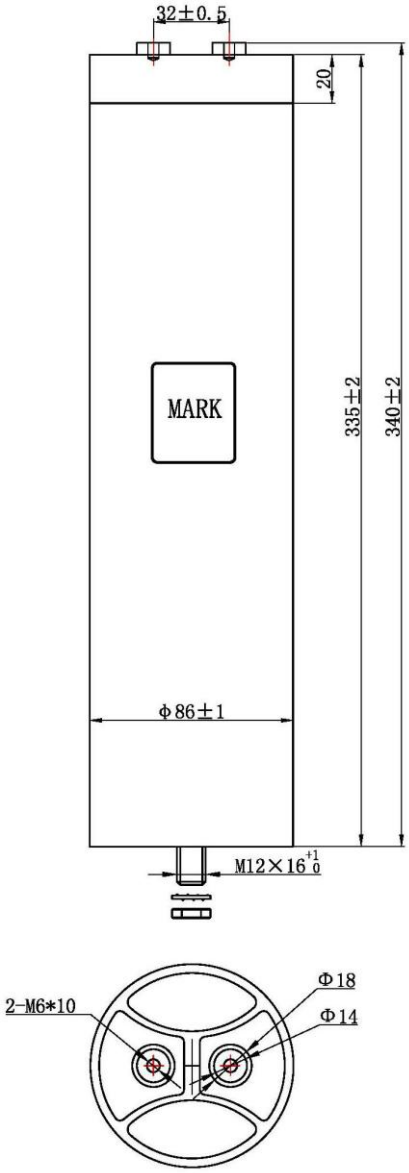

MARK

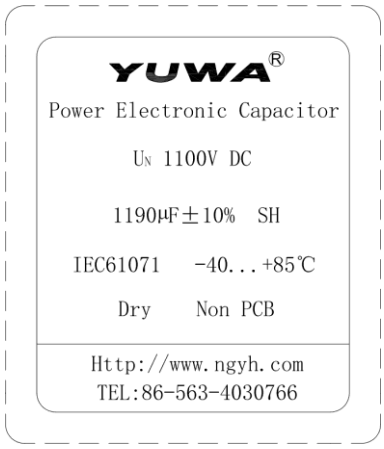

Size units: mm

■ Features

1. Used in DC-Link circuits,be able to replace electrolytic capacitor
2. Low ESR,high ripple current handling capabilities
3. Low ESL
4. Long life-time
5. Polypropylene dielectric,Self-healing property

■ Applications

6. Wind power,solar power
7. High voltage frequency converters,SVG,SVC,etc

■ Technical Data

Reference Standard	IEC 61071
Rated Voltage	1100VDC
Rated Capacitance	1190μF
Capacitance Tolerance	±10%
Main material and mechanical parameters	
Dielectric	Polypropylene film
Sealing material	Resin(UL94V-0)
Shell	Aluminum
Terminal	Tinned brass
Body size	Φ86*335mm(See drawing for details)
Max. Torque of terminals	M6-6Nm
Max. Torque of Installation	M12-10Nm
Weight	≈2.25kg
Electrical parameters	
Temporarily Overvoltage (per day)	1.1 x Un,30% on load duration.
	1.15 x Un for 30min
	1.2 x Un for 5min
	1.3 x Un for 1min
	1.5 x Un for 50ms each time,1,000 times during the life of the capacitor.
Maximum ripple current（Irms）	Θamb≤65℃，Irms=60A
Maximum peak current (Î)	7.35kA(t ≤ 10 us,interval time ≥ 60 s)
Not-repetitive current(Îs)	22.05kA
Equivalent series resistance (ESR)	≤2.3mΩ（1V、1kHz）
Equivalent series inductance (ESL)	≤100nH （1MHz）
Tangent of loss angle (tanδ)	$\leq 20\times10^{-4}$（100Hz，20℃）
Loss tangent tanδ0	$\leq 2\times10^{-4}$（100Hz，20℃）
Thermal resistance (Rth)	1.8K/W
Insulation resistance ($R_i \times C_N$)	≥ 10000s（500V，20℃）
Interpole voltage resistance test(U_{TT})	$1.5U_N$ (20℃,10S)
Voltage tolerance between polar shells (U_{TC})	4000VAC (50Hz,20℃,10S)
Expected lifetime	100000h(Un,70℃ Reference expected lifetime curves)
Failure rate	≤100FIT
Enviromental parameters	

Relative humidity	≤90%
Operating Temperature Range	-40℃～+85℃（Θ_{hs}≤85℃）
Storage Temperature Range	-40℃～+85℃
Altitude	2000m

■ Expected lifetime curves

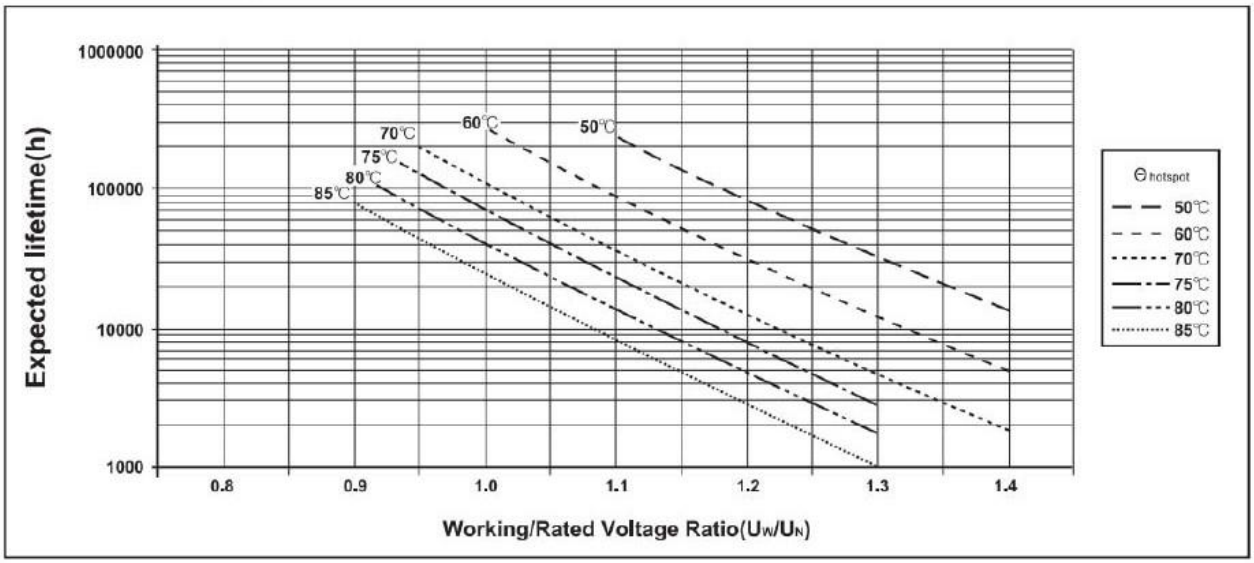

■Product code description

The 14-bit product code is as follows：

1～3 Model code

Example: YHA= Series A products

4～7 Dc rated voltage

Example：112=11×10^2V=1100V

7～10 Nominal capacitance

Nominal capacitance is 1 to 3 significant digits,coded in four-digit notation,ABCD=ABC*10DpF									
Example：1197=119×10^7pF=1190μF　　5005=500×10^5pF=50μF									
If the nominal capacitance is 4 bits,ABCX=ABCXμF,the fourth X rule is as follows:									
The fourth X	P	Q	R	S	T	W	X	Y	Z
Capacity	1	2	3	4	5	6	7	8	9
Example：107T=1075μF									

11 Capacity level

J=±5%，K=±10%

12～16 Internal characteristic code of the capacitor

■ Packing and Shipment

For the packing box with capacitors ,any kinds of shipments are permitted. But the sprinkle of rain or snow and mechanical damage must be avoided.

■ Cautions and Warnings

1. In order to eliminate the risk of shock,the capacitor is packaged with terminals shorted.But when it starts to work,the stocked energy of the capacitor may be lethal. So please discharge through resistor before operating the capacitor,short-circuit capacitor is not permitted.
2. Do not use or store capacitors in corrosive atmosphere,especially where chloride gas,sulfide gas,acid,alkali,salt or other similar substance that exists.In the dusty environment,it needs regular maintenance and cleaning,especially the terminals which are required to avoid conductive path between phases.
3. If the depth of the dent is more than 1mm or any other mechanical damage,capacitors are forbidden to use.
4. Don't hesitate to contact our technical service for any doubts and more detail information.