




SPECIFICATION SHEET NO.	S0427- ESD8D3V300S0YA	
ORIGINAL MFG/PART NO.	MDD Diodes/ESD8D3V3/DFN1006D3V3SYA	
NEXTGEN PART CODE	ESD8D3V300S0YA	Indicate This Code For RFQ /Order
DATE	Apr. 27, 2025	
REVISION	A3	Updated With Most Recent Data
DESCRIPTION AND MAIN PARAMETRICS	<p>SMD Plastic-Encapsulate ESD Protection Diodes, ESD8D Series</p> <p>Case DFN1006, 2 Pads, Uni-Directional Type</p> <p>Reverse Working Voltage (VRWM): 3.3V</p> <p>Clamping Voltage (VC): 10VC Max.@5.0A</p> <p>Operating Temperature Range (TOPT) -55°C ~+125°C</p> <p>Package in Tape/Reel, 10000pcs/Reel</p> <p>RoHS/RoHS III compliant, RoHS Annex III lead Exemption (Exempt per RoHS EU 2015/863) and Halogen Free (HF)</p>	
CUSTOMER		
CUSTOMER PART NUMBER		
CROSS REF. PART NUMBER		
MEMO		

VENDOR APPROVE
<div>Issued/Checked/Approved</div> <div>    </div>
Effective Date: Apr. 27, 2025

CUSTOMER APPROVE
Date:

DESCRIPTION

The ESD8Dxxx Series is designed to protect voltage sensitive components from ESD and transient voltage events. Excellent clamping capability, low leakage, and fast response time, make these parts ideal for ESD protection on designs where board space is at a premium. Because of its small size, it is suited for use in cellular phones, portable devices, digital cameras, power supplies and many other portable applications.



Image shown is a representation only. Exact specifications should be obtained from the product dimension.

MAIN FEATURE

- Peak Power Dissipation: 150mW (8/20 μ s)
- Transient protection for high-speed data lines
- IEC61000-4-2 (ESD) \pm 15kV (air), \pm 8kV (contact)
- Protects one directional I/O line
- Low Clamping Voltage
- Low leakage current
- Working voltages: 3.3V, 5V, 8V, 12V, 15V
- Meet MSL 1 Requirement
- Cross Competitors Parts and More.
- RoHS/RoHS III compliant, RoHS Annex III lead Exemption (Exempt per RoHS EU 2015/863) and Halogen Free (HF)



APPLICATION

- Cellular Handsets And Accessories
- Microprocessor Based Equipment
- Personal Digital Assistants (PDA's)
- Notebooks, Desktops And Servers
- Portable Instrumentation
- Peripherals and Pagers

ELECTRICAL CHARACTERISTICS

- See Page 5 ~Page 6.
- All Parameters are Subject To NextGen Components' Final Confirmation

HOW TO ORDER

- Please Follow Up Part Code Guide And Indicate NextGen Part Code ESD8D3V300S0YA For RFQ and Order.

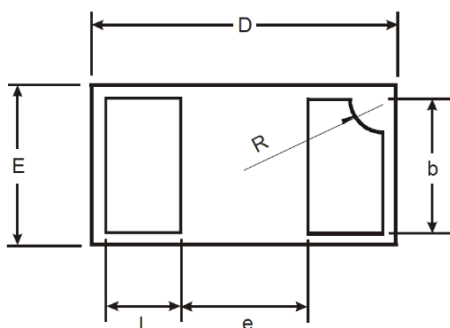
PART CODE GUIDE

RFQ
Request For Quotation


CODE	NAME	KEY SPECIFICATION OPTION
ESD8D	Product Series Code	SMD Plastic-Encapsulate ESD Protection Diodes, Case DFN1006, 2 pads, Uni-Directional Type
3V3	Parameters Code	Letter or Digits (A~Z, a~z or 0~9)
00S0	Internal Control Code	Letter or Digits (A~Z, a~z or 0~9)
YA	Marking Code	Marking "YA" or See Marking list For different part code
XX	Special/Custom Parameters Code	Letter or Digits (A~Z, a~z or 0~9) for Special Parametric Blank: N/A

DIMENSION- Unit: mm, Case DFN1006 Outline

Top View

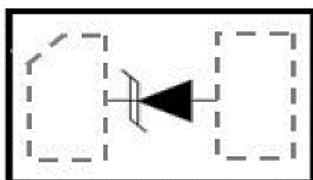


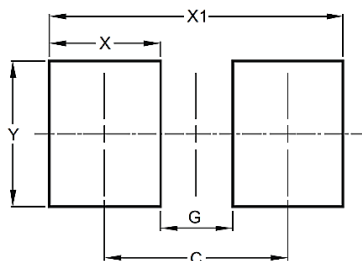
Side View



SYMBOL	DIMENSION (MM)		
	MIN.	Typ.	MAX.
A	0.45	0.50	0.550
b	0.45	0.50	0.55
D	0.95	1.00	1.05
E	0.55	0.60	0.650
e	-	0.40	-
L	0.20	0.25	0.30
R	0.07	0.12	0.17

Circuit Diagram



Recommend Pad Layout - Tolerance: $\pm 0.05\text{mm}$


SYMBOL	UNIT (MM)
C	0.90
G	0.40
X	0.50
X1	1.10
Y	0.50

MECHANICAL CHARACTERISTICS

CASE	FLAMMABILITY RATING	TERMINALS	MARKING
JEDEC DFN1006 molded plastic body	UL 94V-0	Gold plated, solderable per MIL-STD-750, method 2026	See Maring list For different part code

ABSOLUTE MAX. RATING & CHARACTERISTICS - $T_A=25^{\circ}\text{C}$ unless otherwise specified, For Reference Only

PARAMETER	SYMBOLS	VALUE	UNITS
ESD per IEC 61000-4-2 (Air)	VESD	± 30	KV
ESD per IEC 61000-4-2 (Contact)	VESD	± 22	KV
Total Power Dissipation on FR-5 Board (Note 2) @ $T_A=25^{\circ}\text{C}$	PD	150	mW
Operating Temperature Range	TOPT	$-55 \sim +125$	$^{\circ}\text{C}$
Storage Temperature Range	TSTG	$-55 \sim +150$	$^{\circ}\text{C}$
Lead Solder Temperature- Max. (10s Duration)	TL	260 /10s	$^{\circ}\text{C}$

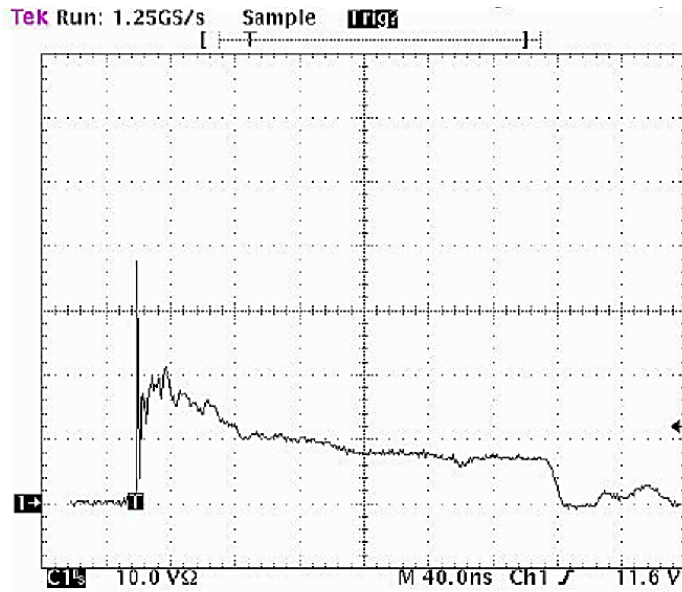
Note:

- Ratings are limiting values above which the serviceability of the diode may be impaired
- FR-5 = 1.0 x 0.75 x 0.62 inch

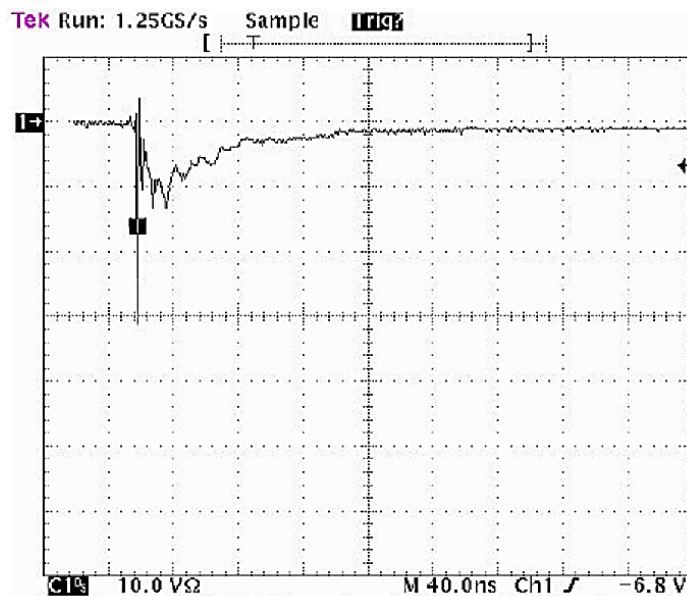
ELECTRICAL CHARACTERISTICS - TA=25°C unless otherwise specified, For Reference Only

PART CODE	MAX.	MAX.	MIN.	IT	VC				MAX.	MAX.	MARKING
	V RWM	IR	VB		MAX.	@A	MAX.	@A	PPK	CJ	
	V	μA	V		V		V		W	PF	
ESD8D3V300S0YA	3.3	2.5	5.0	1	10.0	5.0	11.5	7.5	105	105	YA
ESD8D5V000S0YB	5.0	1	6.2	1	11.6	5.0	15.0	7.0	105	80	YB
ESD8D8V000S0YC	8.0	1	8.5	1	15.0	5.0	18.0	6.0	108	65	YC
ESD8D12V00S0YD	12	1	13.3	1	20.0	1.0	26.0	4.0	104	45	YD
ESD8D15V00S0YE	15	1	16.0	1	23.0	1.0	30.0	4.0	120	28	YE

RATINGS AND CHARACTERISTICS CURVES- For Reference Only, Ta=25°C Unless Otherwise Specified.

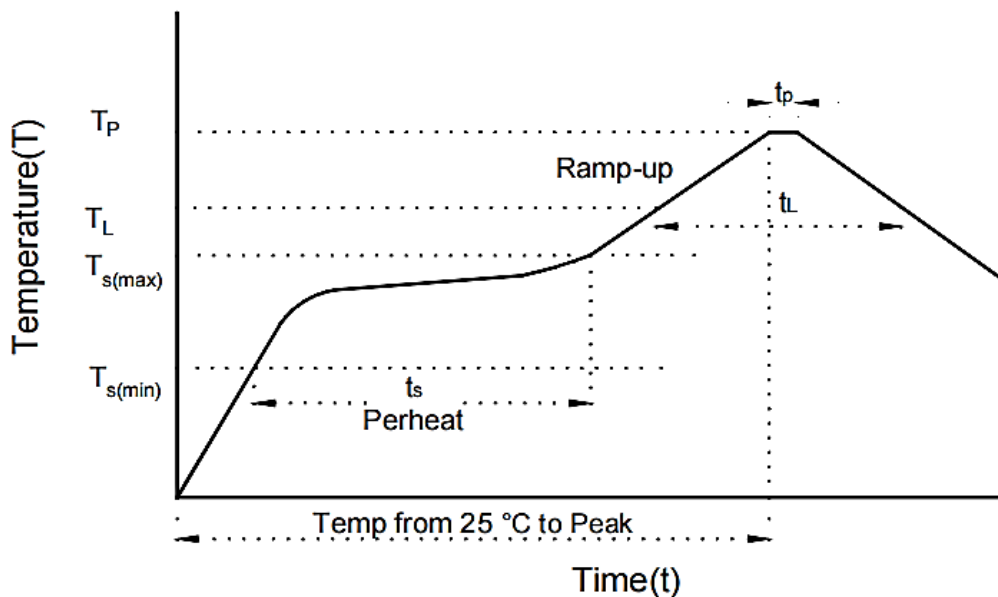


**Figure 1. ESD Clamping Voltage Screenshot
Positive 8 kV contact per IEC 61000-4-2**



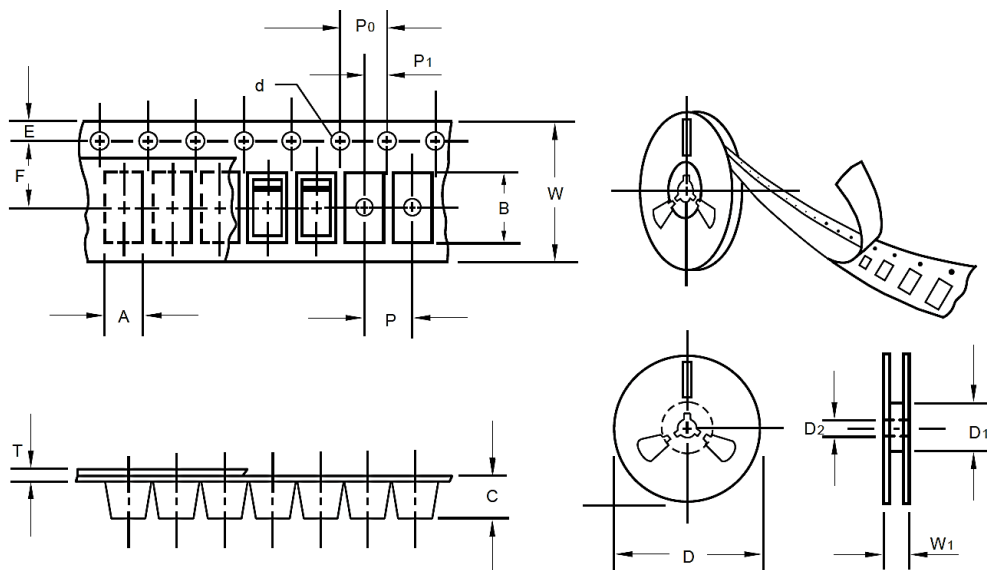
**Figure 2. ESD Clamping Voltage Screenshot
Negative 8 kV contact per IEC 61000-4-2**

RECOMMENDED SOLDERING PARAMETERS – FOR REFERENCE ONLY



PROFILE FEATURE		PB-FREE ASSEMBLY
Average Ramp-up Rate (T_L Max to T_P)		3°C/second Max
Preheat	Temperature Min (T_s Min.)	150°C
	Temperature Max (T_s Max.)	200°C
	Time (t_s Min. to t_s Max.)	60 ~ 180 seconds
Time maintained above	Temperature (T_L)	217°C
	Time (t_L)	60 ~ 150 seconds
Peak/Classification Temperature (T_P)		260 °C
Time within 5°C of actual Peak Temperature (t_p)		10 seconds Max.
Ramp-down Rate		6 °C /Second Max.
Time 25 °C to Peak Temperature		8 Minutes Max.
Suggest reflow times		3 Times Max.

TAPE/REEL - Unit: mm, All Devices are packed in accordance with EIA standard RS-481-A and specifications



ITEM	SYMBOL	TOLERANCE	DFN1006
Carrier width	A	0.1	2.10
Carrier Length	B	0.1	4.00
Carrier Depth	C	0.1	1.60
Sprocket hole	d	0.05	1.55
7"Reel outside diameter	D	2	178
7"Reel inner diameter	D1	Min.	50.0
Feed hole diameter	D2	0.5	13.0
Sprocket hole position	E	0.1	1.75
Punch hole position	F	0.1	3.50
Punch hole pitch	P	0.1	4.00
Sprocket hole pitch	P0	0.1	4.00
Embossment center	P1	0.1	2.00
Overall tape thickness	T	0.1	0.25
Tape width	W	0.3	8.15
Reel width	W1	1	10.5
Qty. Per Reel (pcs)	10000		

IMPORTANT NOTES AND DISCLAIMER

1. **ROHS COMPLIANCE:** The levels of RoHS restricted materials in this product are below the maximum concentration values (also referred to as the threshold limits) permitted for such substances, or are used in an exempted application, in accordance with EU RoHS Directive (EU) 2015/863 EC (RoHS3). RoHS Test Report for this product can be obtained at Download Center.
2. **REACH COMPLIANCE:** REACH substances of high concern (SVHCs) information is available for this product. Since the European Chemical Agency (ECHA) has published notice of their intent to frequently revise the SVHC listing for the foreseeable future, REACH Test Report for this product can be obtained at Download Center.
3. All Product parametric performance is indicated in the Electrical Characteristics for the listed herein test conditions, unless otherwise noted. Product performance may not be indicated by the Electrical Characteristics if operated under different conditions.
4. NextGen Component, Inc (*NextGen*) reserves the right to make changes to this document and its products and specifications at any time without notice. Customers should obtain and confirm the latest product information and specifications before final design, purchase or use.
5. *NextGen* makes no warranty, representation or guarantee regarding the suitability of its products for any particular purpose, nor does *NextGen* assume any liability for application assistance or customer product design.
6. *NextGen* does not warrant or accept any liability with products which are purchased or used for any unintended or unauthorized application. No license is granted by implication or otherwise under any intellectual property rights of NextGen.
7. *NextGen* products are not authorized for use as critical components in life support devices or systems without express written approval by *NextGen*.
8. *NextGen* requires that customers first obtain an RMA (Returned Merchandise Authorization) number prior to returning any products. Returns must be made within 30 days of the date of invoice, be in the original packaging, unused and like-new condition. At the time of quoting or purchasing, a product may say that it is Non-Cancelable/ Non-Returnable (NCNR). These products are not returnable and not refundable.