

**SPECIFICATION SHEET**

<b>SPECIFICATION SHEET NO.</b>	Q0114- RB20M48000L001
<b>DATE</b>	Jan. 14 2023
<b>REVISION</b>	A1
<b>DESCRIPTION</b>	<p>MHz Thru-Hole Crystal Oscillator, L13.2*W13.2*H5.08mm,            Half-Size/8 pin, CO8 series            20.48000MHz, 3.3V, +/-50ppm, Symmetry 40/60,            Operating Temp. Range, -40°C ~+85°C,            1-10TTL//15pF, Supply Current 10mA Max, Tristate function -Disable            Thru-Hole type, Packed in Tube, 40pcs/Tube            RoHS/RoHS III compliant</p>
<b>CUSTOMER</b>	
<b>CUSTOMER PART NUMBER</b>	
<b>CROSS REF. PART NUMBER</b>	
<b>ORIGINAL PART NUMBER</b>	TGS CO830BGH00 BLF-20M480
<b>PART CODE</b>	RB20M48000L001

**VENDOR APPROVE**

Issued/Checked/Approved



DATE: Jan. 14 2023

**CUSTOMER APPROVE**

DATE:

1/14/2023

## MHZ THRU-HOLE CRYSTAL OSCILLATOR CO8 SERIES

### MAIN FEATURE

- MHz Thru-Hole Crystal Oscillator, L13.2\*W13.2\*H5.08mm
- Industry-standard
- Hermetically sealed package for reliability
- Tristate function -Disable
- Cross more competitors part
- RoHS/RoHS III compliant



### APPLICATION

- Communication Electronics

**RFQ**

[Request For Quotation](#)

### PART CODE GUIDE


RB	20M48000	L	001
1	2	3	4

- 1) RB: Part family Code for MHz Thru-Hole Crystal Oscillator, L13.2\*W13.2\*H5.08mm, Half-Size/8 pin, CO8 series
- 2) 20M48000: Frequency range code for 20.48000MHz
- 3) L: Thru Hole type, Packed in Tube, 40pcs/Tube
- 4) 001: Specification code for original part No.: **TGS CO830BGH00 BLF-20M480**

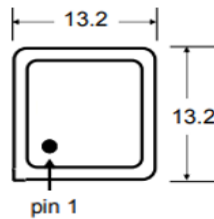
**MHZ THRU-HOLE CRYSTAL OSCILLATOR CO8 SERIES**

**DIMENSION (Unit: mm, Tol. +/-0.15mm)**

Image for reference

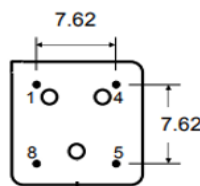
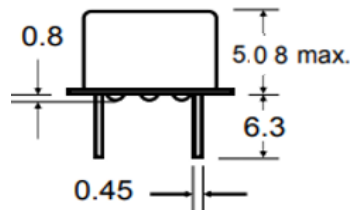


CO8



**Marking**

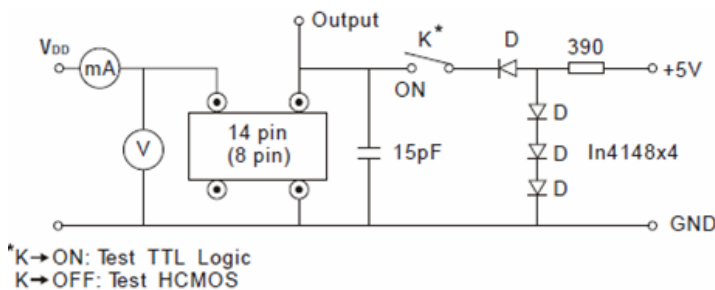
Line 1: 20.4800  
Line 2: Special code



**Pin Function**

- #1 Disable
- #4 Ground
- #5 Output
- #8 VDD

**Circuit Principle**



**MHZ THRU-HOLE CRYSTAL OSCILLATOR CO8 SERIES**
**ELECTRICAL PARAMETERS**

Parameter		Part No. Symbol	Units	Value			Condition
				Min.	Typical	Max.	
<b>Original Manufacturer</b>		TGS	TGS Crystals				
<b>Holder Type</b>		CO8	MHz Thru-Hole Crystal Oscillator, CO8 Series, L13.2*W13.2*H5.08mm, Half-Size/8 pin				
<b>Supply Voltage</b>		3	V	3.3		+/-10%	
<b>Enable/Disable -Tristate Function</b>		0		Tristate function -Disable		@ Control via pin 1	
<b>Overall Freq. Tolerance</b>		B	ppm	-50		+50	@25°C
<b>Operating Temp. Range</b>		G	°C	-40		+85	
<b>Storage Temp. Range</b>			°C	-55		+125	
<b>Symmetry</b>		H	%	40		60	
<b>Output</b>	V OH		V	90%			High (Logic "1")
	V OL		V			10%	Low (Logic "0")
	Load		pF	15			
<b>Output Waveform</b>		00		1-10TTL			@OutputLoad 15pF
<b>Startup Time</b>			ms			10	
<b>Supply Current</b>			mA			20	
<b>Rise/ Fall time</b>			ns			10	
<b>Phase Jitter</b>			ps		N/A		
<b>Aging</b>			ppm/year			±3	@1 <sup>st</sup> year
<b>Others</b>	<b>Package</b>	B	Thru - Hole type, Packed in Tube, 40pcs/Tube				
	<b>RoHS Status</b>	LF	RoHS III compliant				
	<b>Add Value</b>		N/A				
	<b>Internal Control Code *</b>		N/A				
<b>Frequency Range</b>		-20M480	20.4800MHz				

Note: 1) Original Part Number: **TGS CO830BGH00 BLF-20M480**

2) \* Internal Control Code- 2 letter or digits; Blank: N/A

1/14/2023

4

**MHZ THRU-HOLE CRYSTAL OSCILLATOR CO8 SERIES**

**ENVIRONMENTAL AND TECHNICAL CONDITIONS**

Test Items	Test Method And Conditions
Temperature Cycle	Mil-std 883, Method 1010, 10 Cycles -20° C To 85° C
Shock	Mil-std-202, Method 213, Test Condition C
Vibration	Mil-std-202, Method 204, Test Condition A
Resistance To Soldering Heat	Mil-std-202, Method 210, Test Condition B
Humidity	85% Relative Humidity At 85° C 250 Hours
Gross Leak Test	Mil-std-883, Method 1014, Test Condition C
Fine Leak Test	Mil-std-883, Method 1014, Test Condition A
Terminal Strength	Mil-std-202, Method 211, Test Condition A And C
Moisture Resistance	Moisture Resistance Mil-std 202, Method 106, Omit Step 7b
Solderability	Mil-std-202, Method 208, 95% Coverage
Solvent Resistance	Mil-std-202, Method 2002, Method 215

**DISCLAIMER**

NextGen Components, Inc. reserves the right to make changes to the product(s) and or information contained herein without notice. No liability is assumed as a result of their use or application. No rights under any patent accompany the sale of any such product(s) or information