


MHZ SMD OSCILLATOR

MAIN FEATURE

- Wide Frequency range • 1.8V, 2.5V and 3.3Voption
- Industry standard option

RFQ

Request For Quotation



L3.2*W2.5*H1.2mm

APPLICATION

- PDA, PND, DSC, Smart phone, WiLAN, Bluetooth and more

STANDARD SPECIFICATION

Parameter	Value			Unit	Condition	
	Min.	Type	Max.			
Supply Voltage	-	3.3	-	V	see p/n guide or Specify	
Frequency Range	1.00		150.00	MHz	see p/n guide or Specify	
Overall Freq. Tolerance	-	±50		ppm	see p/n guide or Specify	
Operating Temp. Range	0	-	70	°C	see p/n guide or Specify	
Output	VOH	90%	-	-	V	@90% x VDD
	VOL	-	-	10%	V	@10% x VDD
	Load	-	15	-	pF	see p/n guide or Specify
Enable/Disable Function:	-	Tri-State	-		@ Control via pin 1 or see p/n guide	
Symmetry	40	-	60		see p/n guide or Specify	
Startup Time	-	-	10	ms		
Supply Current	-	-	15	mA	Subject to different frequency range	
Rise/ Fall time	-	-	10	ns		
Storage Temperature Range	-55	-	125	°C		
Aging per year	-	±5		ppm		

PART NUMBER GUIDE

Example: COM3231BDH03TLF-24M000

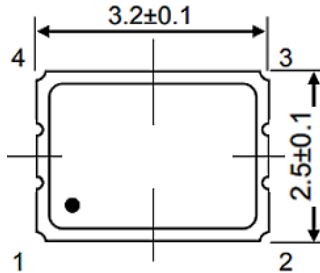
COM32	3	1	B	D	H	03	T	LF	XX	-24M000
1	2	3	4	5	6	7	8	9	10	11

- 1) CM32: MHz SMD Oscillator, 4 pads, L3.2*W2.5*H1.2mm
- 2) 3: Supply Voltage, 3: 3.3V; 2: 2.5V; 1: 1.8V
- 3) 1: Enable/Disable Function, 1: Tri-state Via Pin 1; 0: N/A
- 4) B: Overall Frequency tolerance, A-+/-25ppm; B: +/-50ppm; C: +/-100ppm; J-+/-20ppm or Specify
- 5) D: Operating Temp. Range, D-0~70 °C; E: -10 ~+60°C; F: -20 ~+70 °C; G: -40 ~+85 °C or Specify
- 6) H: Symmetry H: 40/60; I: 45/55
- 7) 03: Output Load: 01: 1-10TTL//15pF; 03:HCMOS//15pF; 04: HCMOS//30pF; 05: HCMOS//50pF or Specify
- 8) T: Packed in Tape/Reel, 3000pcs/Reel
- 9) LF: RoHS Complaint
- 10) XX: Internal Control Code- 2 letter or digits ; Blank: N/A
- 11) 24M000: Frequency Range 24.000MHz or specify

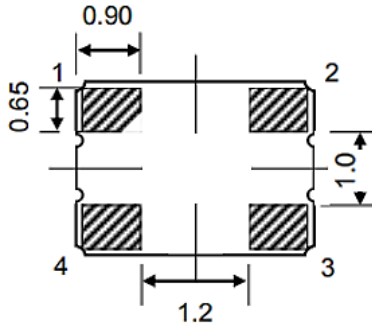
MHZ SMD OSCILLATOR

DIMENSION (Unit: mm)

Top View



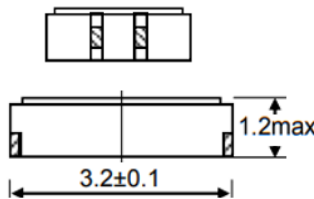
Bottom View



Pin Function

- #1 Enable (Tri-State)/ Disable
- #2 Ground
- #3 Output
- #4 VDD

Side View



Solder Pattern for reference

