

MHZ SMD CRYSTALS

MAIN FEATURE


- Ultra-small SMD Package, Seam Sealed Ceramic-Metal, 4pads
- High precision & High frequency stability

APPLICATION

- Small Bluetooth & wireless device • IoT, Health care equipment

RFQ

Request For Quotation



L2.5*W2.0*H0.55mm

STANDARD SPECIFICATION

Parameter	Value			Unit	Condition
	Min.	Type	Max.		
Frequency Range	12.00		66.000	MHz	
Oscillation Mode	AT Fund.				3 rd Overtone Option
Frequency Tolerance	-	±50		ppm@25 °C	see p/n guide for more option
Operating Temp. Range	-40	-	+85	°C	see p/n guide for more option
Storage Temp. Range	-55	-	+125	°C	
Load Capacitance (CL)	-	18	-	pF	see p/n guide for more option
Frequency Stability	-	±50	-	ppm	see p/n guide for more option
Equivalent Series Resistance (ESR)			200	ohm	@12.000 ~ 13.000MHz
			150		@13.001~16.000MHz
			80		@16.001~20.000MHz
			60		@20.001~30.000MHz
			50		@30.001~35.000MHz
			40		@35.001~66.000MHz, 3 rd OT
Drive Level	-	-	100	µW	
Shunt Capacitance	-	-	7.0	pF	
Insulation Resistance	500	-		mW	DC/100V +-10%
Aging per year	-	±5		ppm	@25 °C

PART NUMBER GUIDE

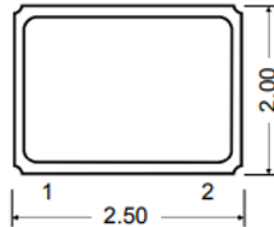
Example: CM22 24M0A50-18-50-40-60 TLF

CM22	24M0	A	50	-18	-50	-40	-60	T	LF	XX
1	2	3	4	5	6	7	8	9	10	11

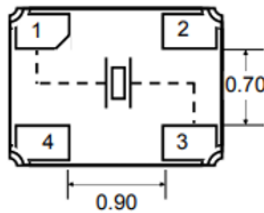
- 1) CM22: MHz SMD Crystal, 4 pads, L2.5*W2.0*H0.55mm
- 2) 24M0: Frequency Range 24.000MHz or specify frequency range
- 3) A: Oscillation Mode, A: AT Fund.
- 4) 50: Freq. tolerance, 50: +/-50ppm; 10: +/-10ppm; 20: +/-20ppm; 30: +/-30ppm or Specify value
- 5) 18: Load Capacitance(CL), 15: 15pF; 18: 18pF; 20: 20pF; 30: 30pF or Specify CL value
- 6) 50: Frequency Stability, 50: +/-50ppm; 10: +/-10ppm; 20: +/-20ppm; 30: +/-30ppm or Specify value
- 7) 40: Operating Temp. Range, 40: -40°C ~+85°C; 10: -10°C ~+60°C; 20: -20°C ~+70°C; or Specify value
- 8) 60: Equivalent Series Resistance (ESR), 60: 60 ohm Max.
- 9) T: Package in Tape/Reel, 3000pcs/Reel
- 10) LF: RoHS Compliant
- 11) XX: Internal Control Code, 2 letter or digits; Blank: N/A

DIMENSION (Unit: mm)

Top View

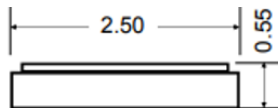


Bottom View



Connection
#1 Crystal
#2 Ground
#3 Crystal
#4 Ground

Side View



Solder Pattern

